





Intelligently Designed for Warehousing



Interior Solutions

Customising if volumes are Large



IntelliDezine
INTERIORS

— HOMES — OFFICES — INDUSTRIES

SCISSOR TRUCK



SCISSOR TRUCK SPECIFICATIONS

| TYPE | VXLT- 500/880 750/900 |
|-----------------------------|-------------------------------|
| CAPACITY (lbs) | 1100/1650 |
| MIN. HEIGHT (inch) | 11/16.5 |
| MAX. HEIGHT (inch) | 35/35.5 |
| PLATFORM SIZE (inch) | 35 x 19.5 x 2 / 39 x 20 x 2.2 |
| MODE OF OPERATION (inch) | Foot Pedal / Foot Pedal |
| SAFETY FEATURE (Mech. Lock) | Wheel Brake/ Wheel Brake |
| WEIGHT (lbs) (approx.) | 170/250 |


SCISSOR TRUCK



SCISSOR TRUCK SPECIFICATIONS

| TYPE | VXLT- 800 / 1500 |
|-----------------------------|------------------|
| CAPACITY (lbs) | 1760 |
| MIN. HEIGHT (inch) | 17.5 |
| MAX. HEIGHT (inch) | 59 |
| PLATFORM SIZE (inch) | 48 x 24 |
| MODE OF OPERATION (inch) | Foot Pedal |
| SAFETY FEATURE (Mech. Lock} | Wheel Brake |
| WEIGHT (lbs) (approx.) | 400 |

SCISSOR TRUCK



SCISSOR TRUCK SPECIFICATIONS

| TYPE | VXLT-1000/1300 |
|-----------------------------|----------------|
| CAPACITY (lbs) | 4850 |
| MIN. HEIGHT (inch) | 12 |
| MAX. HEIGHT (inch) | 51 |
| PLATFORM SIZE (inch) | 80 x 29 |
| MODE OF OPERATION (inch) | Foot Pedal |
| SAFETY FEATURE (Mech. Lock) | Wheel Brake |
| WEIGHT (lbs) (approx.) | 430 |

SCISSOR TRUCK WITH HAND RAILS



SCISSOR TRUCK WITH HAND RAILS SPECIFICATIONS

| TYPE | VXLTM - 500 / 1200 |
|-------------------------------|--------------------|
| CAPACITY (lbs) | 1100 |
| CLOSED HEIGHT (inch) | 19 |
| PLATFORM LIFTED HEIGHT (inch) | 47 |
| PLATFORM SIZE (inch) | 70 x 39 |
| MODE OF OPERATION (inch) | Manual |
| WEIGHT (lbs) (approx.) | 470 |

SCISSOR LIFT - HEAVY DUTY



SCISSOR LIFT - HEAVY DUTY SPECIFICATIONS

| TYPE | VXLTM -10000 / 1500 |
|-------------------------------|---------------------|
| CAPACITY (lbs) | 2200 |
| CLOSED HEIGHT (inch) | 35 |
| PLATFORM LIFTED HEIGHT (inch) | 59 |
| PLATFORM SIZE (inch) | 47 x 380 |
| BATTERY | 5hp / 415v AC |
| WEIGHT (lbs) (approx.) | 2650 |

SCISSOR LIFT - PIT MOUNTED



SCISSOR LIFT - PIT MOUNTED SPECIFICATIONS

| TYPE | VXLTM - 2500 / 4500 PM |
|-------------------------------|------------------------|
| CAPACITY (lbs) | 5500 |
| CLOSED HEIGHT (inch) | 39 |
| PLATFORM LIFTED HEIGHT (inch) | 177 |
| PLATFORM SIZE (inch) | 138 X 78 |
| BATTERY | 5hp / 415v AC |
| WEIGHT (lbs) (approx.) | 7700 |

SCISSOR LIFT - EXTENDED PLATFORM



SCISSOR LIFT - EXTENDED PLATFORM SPECIFICATIONS

| TYPE | VXLTM -1000 / 3000 SP |
|--------------------------------|-----------------------|
| CAPACITY (lbs) | 4850 |
| CLOSED HEIGHT (inch) | 25 |
| PLATFORM LIFTED HEIGHT (inch) | 118 |
| MAX. PLATFORM EXTENSION (inch) | 98 |
| PLATFORM SIZE (inch) | 118 x 39 |
| BATTERY | 24v / 200 Ah |
| WEIGHT (lbs) (approx.) | 4200 |


SCISSOR LIFT - PIT MOUNTED



SCISSOR LIFT - PIT MOUNTED SPECIFICATIONS

| TYPE | VXLTM - 400 / 4000 PM |
|-------------------------------|-----------------------|
| CAPACITY (lbs) | 880 |
| CLOSED HEIGHT (inch) | 19.5 |
| PLATFORM LIFTED HEIGHT (inch) | 157 |
| PLATFORM SIZE (inch) | 47 x 29 |
| POWER PACK | 2hp / 415v AC |
| WEIGHT (lbs) (approx.) | 2400 |

SCISSOR LIFT - PIT MOUNTED



SCISSOR LIFT - PIT MOUNTED SPECIFICATIONS

| TYPE | VXLTM - 3500 / 6500 PM |
|-------------------------------|------------------------|
| CAPACITY (lbs) | 7700 |
| CLOSED HEIGHT (inch) | 47 |
| PLATFORM LIFTED HEIGHT (inch) | 256 |
| PLATFORM SIZE (inch) | 205 x 98 |
| POWER PACK | 7.5 hp / 415v AC |
| WEIGHT (lbs) (approx.) | 11555 |

SCISSOR LIFT - '0' LIFT



SCISSOR LIFT - '0' LIFT SPECIFICATIONS

| TYPE | VXLTM-ZL - 5000 / 2000 |
|-------------------------------|------------------------|
| CAPACITY (lbs) | 11000 |
| CLOSED HEIGHT (inch) | 3/4" |
| PLATFORM LIFTED HEIGHT (inch) | 79 |
| PLATFORM SIZE (inch) | 138 x 79 |
| POWER PACK | 7.5 hp / 415v AC |
| WEIGHT (lbs) (approx.) | 10000 |

SCISSOR LIFT - TRACTION



Lifting with Ball-screw

SCISSOR LIFT – TRACTION SPECIFICATIONS

| TYPE | VXLTM - 2000 / 2400 TR |
|-------------------------------|--------------------------|
| CAPACITY (lbs) | 4400 |
| CLOSED HEIGHT (inch) | 67 |
| PLATFORM LIFTED HEIGHT (inch) | 100 |
| MAX. LIFTED HEIGHT (inch) | 43 |
| PLATFORM SIZE (inch) | 142 x 31 |
| TRACTION | 1.5kv / 415v AC with VFD |
| WEIGHT (lbs) (approx.) | 4750 |

SCISSOR LIFT - TOWABLE



SCISSOR LIFT – TOWABLE SPECIFICATIONS

| TYPE | VXLTM - 2500 / 3000 TO |
|-------------------------------|------------------------|
| CAPACITY (lbs) | 5500 |
| CLOSED HEIGHT (inch) | 30 |
| PLATFORM LIFTED HEIGHT (inch) | 89 |
| PLATFORM SIZE (inch) | 157 X 43 |
| POWER PACK | 5hp / 415v AC |
| WEIGHT (lbs) (approx.) | 6200 |

SCISSOR LIFT - TOWABLE



SCISSOR LIFT – TOWABLE SPECIFICATIONS

| TYPE | VXLTM - 3500 / 1270 SP |
|-------------------------------|------------------------|
| CAPACITY (lbs) | 7700 |
| CLOSED HEIGHT (inch) | 22 |
| PLATFORM LIFTED HEIGHT (inch) | 51 |
| AXIAL MOVEMENT (inch) | 8 |
| PLATFORM SIZE (inch) | 49 X 92 |
| POWER PACK | 5hp / 415v AC |
| WEIGHT (lbs) (approx.) | 6400 |

SCISSOR LIFT - TOWABLE



SCISSOR LIFT – TOWABLE SPECIFICATIONS

| TYPE | VXLTM - 3500 / 1270 TO |
|-------------------------------|------------------------|
| CAPACITY (lbs) | 7700 |
| CLOSED HEIGHT (inch) | 22 |
| PLATFORM LIFTED HEIGHT (inch) | 51 |
| PLATFORM SIZE (inch) | 49 X 92 |
| POWER PACK | 5hp / 415v AC |
| WEIGHT (lbs) (approx.) | 5300 |

SCISSOR LIFT - CONTAINER MFG. FACILITY



Extra long Scissor Platform for 40 feet Container Manufacturing Facility

SCISSOR LIFT – CONTAINER MFG. FACILITY SPECIFICATIONS

| TYPE | VXLTM - 3500 / 1270 TO |
|---------------------------|------------------------|
| CAPACITY (lbs) | 11000 |
| CLOSED HEIGHT (inch) | 39 |
| MAX. LIFTED HEIGHT (inch) | 1772 |
| PLATFORM SIZE (inch) | 512 X 118 |
| SPEED UP / DOWN | 60 sec |
| POWER PACK | 10 hp / 415v AC |
| WEIGHT (lbs) (approx.) | 26500 |

SCISSOR LIFT - CUSTOM MADE



SCISSOR LIFT - CUSTOM MADE SPECIFICATIONS

| TYPE | VXLTM -1500 / 4700 M |
|-------------------------------|----------------------|
| CAPACITY (lbs) | 3300 |
| CLOSED HEIGHT (inch) | 35 |
| PLATFORM LIFTED HEIGHT (inch) | 185 |
| PLATFORM SIZE (inch) | 138 x 78 |
| SPEED UP / DOWN | 72 sec |
| WEIGHT (lbs) (approx.) | 6200 |


SCISSOR LIFT - TRACTION / DIE LOADER



SCISSOR LIFT - TRACTION / DIE LOADER SPECIFICATIONS

| TYPE | VXLT -10000 / 1500 -TR |
|---------------------------|------------------------|
| CAPACITY (lbs) | 2200 |
| CLOSED HEIGHT (inch) | 39 |
| HYDRAULIC LIFTING (inch) | 16 |
| MAX. LIFTED HEIGHT (inch) | 55 |
| PLATFORM SIZE (inch) | 98 x 39 |
| POWER PACK | 3 hp / 415v AC |
| TRACTION MOTOR | 10 hp / 415v AC |

SCISSOR LIFT - FLOOR MOUNTED/ HEAVY DUTY



SCISSOR LIFT - FLOOR MOUNTED/ HEAVY DUTY SPECIFICATIONS

| TYPE | VXLTM - 25000 / 2600 FM |
|-------------------------------|-------------------------|
| CAPACITY (lbs) | 55000 |
| CLOSED HEIGHT (inch) | 39 |
| PLATFORM LIFTED HEIGHT (inch) | 102 |
| MAX. LIFTED HEIGHT (inch) | 63 |
| PLATFORM SIZE (inch) | 472 x 63 |
| POWER PACK | 15 hp / 1600 |
| WEIGHT (lbs) (approx.) | 26500 |

SCISSOR LIFT - PIT MOUNTED/ HEAVY DUTY

Fully Submerged under water 24x7



SCISSOR LIFT - PIT MOUNTED/ HEAVY DUTY SPECIFICATIONS

| TYPE | VXLTM - 25000 / 5250 - PM |
|-------------------------------|---------------------------|
| CAPACITY (lbs) | 55000 |
| CLOSED HEIGHT (inch) | 49 |
| PLATFORM LIFTED HEIGHT (inch) | 207 |
| MAX. LIFTED HEIGHT (inch) | 157 |
| PLATFORM SIZE (inch) | 307 x 220 |
| POWER PACK | 20 hp / 415 v AC |
| WEIGHT (lbs) (approx.) | 39700 |

SCISSOR LIFT - CUSTOM MADE



SCISSOR LIFT - CUSTOM MADE SPECIFICATIONS

| TYPE | VXLTM -2000 / 11000 FM |
|-------------------------------|------------------------|
| CAPACITY (lbs) | 4400 |
| CLOSED HEIGHT (inch) | 71 |
| PLATFORM LIFTED HEIGHT (inch) | 433 |
| PLATFORM SIZE (inch) | 307 x 43 |
| POWER PACK | 10hp / 415v AC |
| WEIGHT (lbs) (approx.) | 13200 |

SCISSOR LIFT - SELF PROPELLED




NOTE:

- Also available VXLTM-350/12000 BOSP, VXLTM-450/10000 BOSP, VXLTM-500/8000 BOSP
- 236mtr. & 315mtr. Narrow width Available

SCISSOR LIFT - SELF PROPELLED SPECIFICATIONS

| TYPE | VXLTM - 350 / 14000 BOSP |
|-------------------------------|--------------------------|
| CAPACITY (lbs) | 780 |
| CLOSED HEIGHT (inch) | 98 |
| MAXIMUM WORKING HEIGHT (inch) | 550 |
| PLATFORM SIZE (inch) | 90 x 45 x 43 |
| PLATFORM EXTENSION SIZE | 39 |
| BATTERY | 4 x 6v / 225Ah |
| WEIGHT (lbs) (approx.) | 6600 |


MOBI LIFT



MOBI LIFT SPECIFICATIONS

| TYPE | VXHML - 240 / 5000 M |
|------------------------------|----------------------|
| CAPACITY (lbs) | 530 |
| CLOSED HEIGHT (inch) | 64 |
| PLATFORM FLOOR HEIGHT(inch) | 118 |
| MAXIMUM WORKING HEIGHT(inch) | 197 |
| PLATFORM SIZE (inch) | 45 X 24 |
| BATTERY | 12V / 95Ah |
| WEIGHT (lbs) (approx.) | 650 |


SCISSOR LIFT - PIT MOUNTED/ FLOOR MOUNTED



SCISSOR LIFT - PIT MOUNTED/ FLOOR MOUNTED SPECIFICATIONS

| TYPE | VXLTM - 3000 / 11000 |
|------------------------------|----------------------|
| CAPACITY (lbs) | 6600 |
| CLOSED HEIGHT (inch) | 71 |
| MAXIMUM LIFTED HEIGHT (inch) | 430 |
| PLATFORM SIZE (inch) | 236 x 47 |
| HYDRAULIC LIFT (inch) | 360 |
| MOTOR CAPACITY | 15hp |
| WEIGHT (lbs) (approx.) | 12000 |

MULTI SCISSOR LIFTING PLATFORM - TOWABLE



NOTE: Also available VXLTM-500/6000, VXLTM-500/11000

MULTI SCISSOR LIFTING PLATFORM – TOWABLE SPECIFICATIONS

| TYPE | VXLTM • 500 / 9000 TO |
|-----------------------------------|------------------------------|
| CAPACITY (lbs) | 1100 |
| CLOSED HEIGHT (inch) | 54 |
| MAXIMUM LIFTED HEIGHT (inch) | 355 |
| MAXIMUM WORKING HEIGHT (inch) | 430 |
| PLATFORM EXTENSION SIZE | 87 X 39 / 32 |
| POWER PACK | 3kW / 415v AC (Battery Opt.) |
| OVERALL L x W x H (with Handrail) | 88 x 50 x 95.5 |

SCISSOR LIFT - TOWABLE



NOTE: Also available VXLTM-500/6000, VXLTM-500/9000, VXLTM-500/11000

SCISSOR LIFT – TOWABLE SPECIFICATIONS

| TYPE | VXLTM-300 / 8000 -11000 -13000 |
|----------------------------|--------------------------------|
| CAPACITY (lbs) | 660 |
| CLOSED HEIGHT (inch) | 53 |
| MAX. LIFTED HEIGHT | 236 / 355 / 430 |
| MAX. WORKING HEIGHT (inch) | 315 / 430 / 512 |
| PLATFORM SIZE (inch) | 87 X 39 |
| BATTERY | 2.2kW / 415v AC |
| WEIGHT (lbs) (approx.) | 1700 / 2200 / 2300 |

SCISSOR LIFT - SELF PROPELLED



SCISSOR LIFT - SELF PROPELLED SPECIFICATIONS

| TYPE | VXLTM • 300 / 9000 SP |
|-------------------------------|-----------------------|
| CAPACITY (lbs) | 660 |
| CLOSED HEIGHT (inch) | 60 |
| MAXIMUM WORKING HEIGHT (inch) | 355 |
| PLATFORM SIZE (inch) | 79 x 39 |
| PLATFORM EXTENSION (inch) | 31.5 |
| LIFTING TIME | 120 sec |
| WEIGHT (lbs) (approx.) | 9250 |

SCISSOR LIFT - TRACTION TYPE




NOTE: Also available VXLTM-500/8000, VXLTM-500/11000, VXLTM-500/130

SCISSOR LIFT - TRACTION TYPE SPECIFICATIONS

| TYPE | VXLTM-300 / 8000 -11000 -13000 BOTR |
|-------------------------------|-------------------------------------|
| CAPACITY (lbs) | 660 |
| CLOSED HEIGHT (inch) | 53 |
| MAXIMUM WORKING HEIGHT (inch) | 236 / 35 / 430 |
| PLATFORM SIZE (inch) | 315 / 430 / 512 |
| PLATFORM EXTENSION SIZE | 87 x 40 |
| BATTERY | 2 x12v / 150Ah |
| WEIGHT (lbs) (approx.) | 3750 / 4850 / 5080 |

SCISSOR LIFT - ROUGH TERRAIN



NOTE: Also available VXLTM - 600/16000 DO-RT

SCISSOR LIFT - ROUGH TERRAIN SPECIFICATIONS

| TYPE | VXLTM -600 / 10000 BO-RT |
|-------------------------------|--------------------------|
| CAPACITY (lbs) | 1100 |
| CLOSED HEIGHT (inch) | 108 |
| PLATFORM FLOOR HEIGHT (inch) | 395 |
| MAXIMUM WORKING HEIGHT (inch) | 472 |
| PLATFORM SIZE | 156 x 72 |
| PLATFORM EXTENSION SIZE | 258 x 72 |
| WEIGHT (lbs) (approx.) | 16100 |



WAREHOUSE IN HOUSTON, USA



MANUFACTURING FACILITY IN INDIA

CHOOSE IDI FOR YOUR PROCUREMENT NEEDS

At IDI, we offer a range of procurement solutions from Asia, including wholesale and contract manufacturing services for steel products used in homes, offices, and warehouses. Our focus on efficient storage solutions for moving goods

within warehouses is supported by our team of skilled engineers who ensure that all prototype samples meet US standards and grades. Choose IDI for your procurement needs, and let us be your second source of support.

IntelliDezine INTERIORS



IntelliDezine
INTERIORS

IntelliDezine Interiors LLC

15760 West Hardy Rd., Suite 440-B, Houston, Texas 77060, USA.

Tel.: (832) 243-5837

Email: sales@intellidezine.com

www.intellidezine.com